

# Smart Start Master

Push Start System & GPS Tracker (TCU)



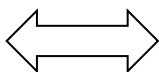
## Integration Guide

Product Model:

PKE-100P

CMSE-VH\*

PKE-100PF



CMSE-V2

SG

CMSE-V2L

\* A Start Master kit assembled with CMSE-VH unit could not share the Car Secretary online Cloud-Service (Website or Android/iPhone App), only SMS command available.

## Introduction

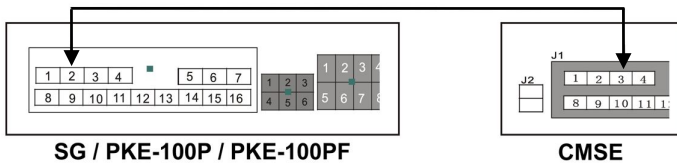
Start Master is an associated smart start and tracking system. The whole kit is composite of Push Start System and GPS Tracker (TCU). With its assistance, you can easily manage your car by mobile phone and enjoy the Push Start function.

## Diagram Integration

Firstly, connect the communication wires of the two units.

Push Start System - Port “2” on main cable

GPS Tracker (TCU) - Port “3” on main cable

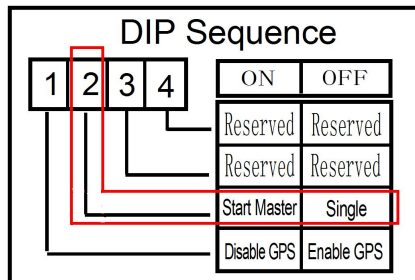


\*A separately purchased Push Start System may be not available to be integrated to a “Start Master” according to manufacture date, please ask your dealer for details.

## Protocol Integration

Secondly, check the communication mode of TCU is set correct or not.

Set DIP-2 “ON” to enable working with Push Start System.



## Feature Test

To check whether they communicate successfully, try to send SMS command “209” (search car function) to the TCU. It will trigger the vehicle’s horn sounds and steering lamps flash several times.